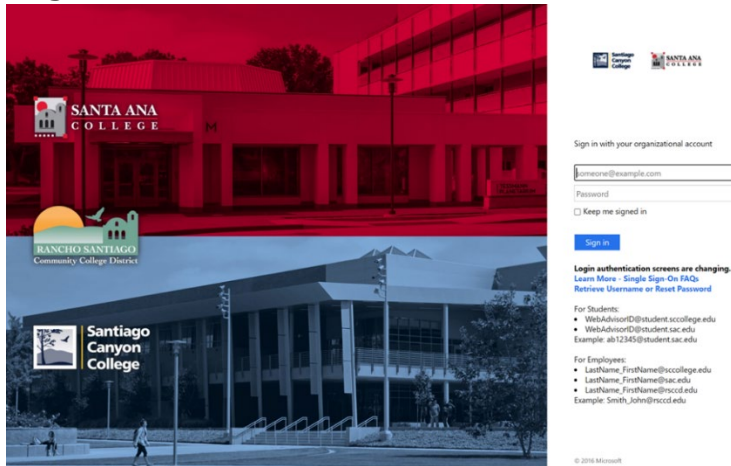
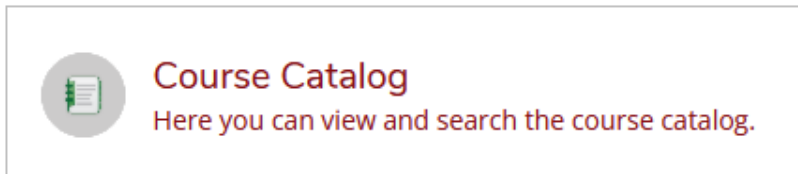


Supervised Tutoring Registration

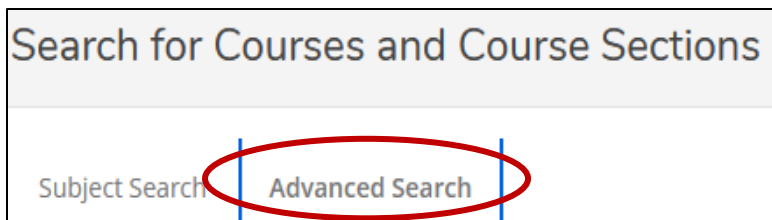
1. Log in to Self-Service.



2. On the Home Page, Click Course Catalog.



3. Select Advanced Search.



4. Complete all required fields as shown below. Then, click Search.

Catalog Advanced Search

Results View

- ☐ Catalog Listing
☒ Section Listing

Term

Fall 2025 – Cont. Ed

Meeting Start Date

M/d/yyyy

Meeting End Date

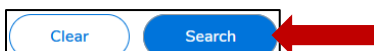
M/d/yyyy

Courses And Sections

Learning Support

095

72206



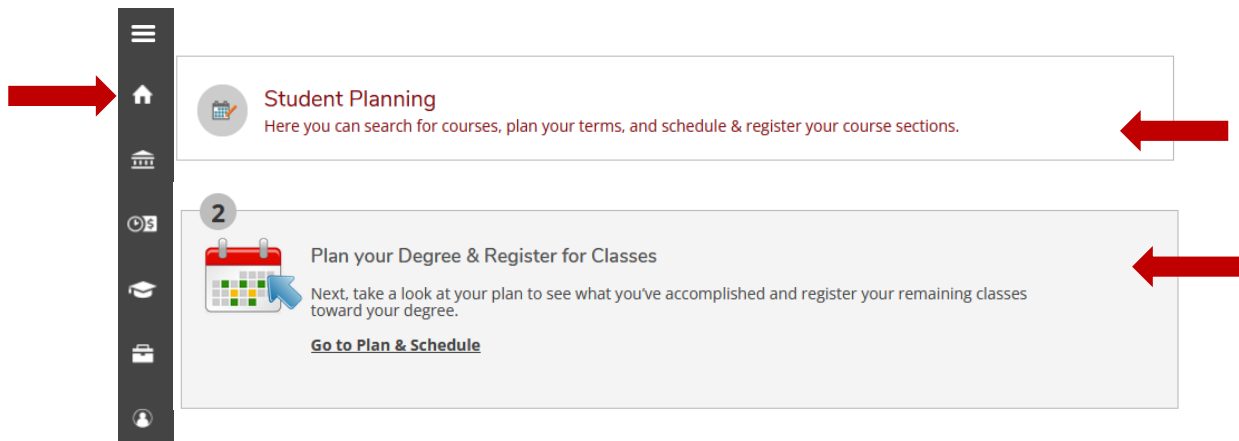
5. Click **Add**.

Filters Applied: Fall 2025-CONT. Ed. X

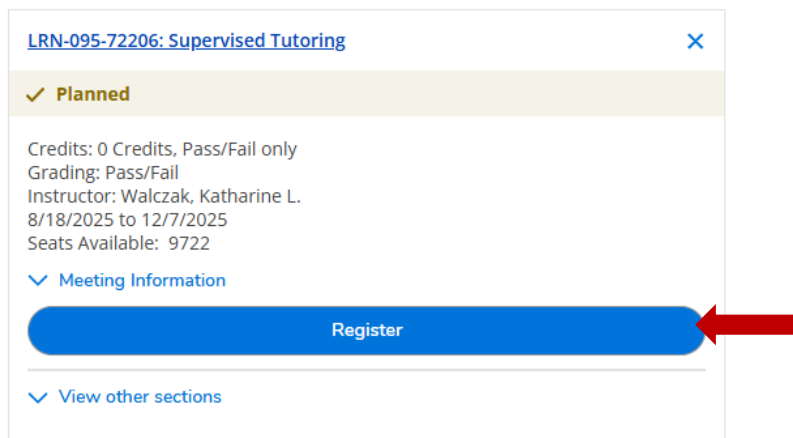
Add To Schedule	Term	Status	Section Name	Title	Planned Status	Dates
	Fall 2025-CONT. Ed.	Open	LRN-095-72206	Supervised Tutoring		8/18/2025-12/7/2025



6. Go to your **Home Page** on the left side menu. Click on **Student Planning** and then click **Register for Classes**.



7. Click **Register**.



8. Confirmation of the registered course will be shown.

[LRN-095-67607: Supervised Tutoring](#)

✓ Registered, but not started

Credits: 0 Credits
Grading: Graded
Instructor: Walczak, Katharine L.
Instructor: Vu, Dahlia N.
6/16/2025 to 8/9/2025

Meeting Information

Drop

View other sections

All Set. Supervised tutoring will be listed on your class schedule but not on your transcript.